

AIR HANDLING UNIT INTERFACE

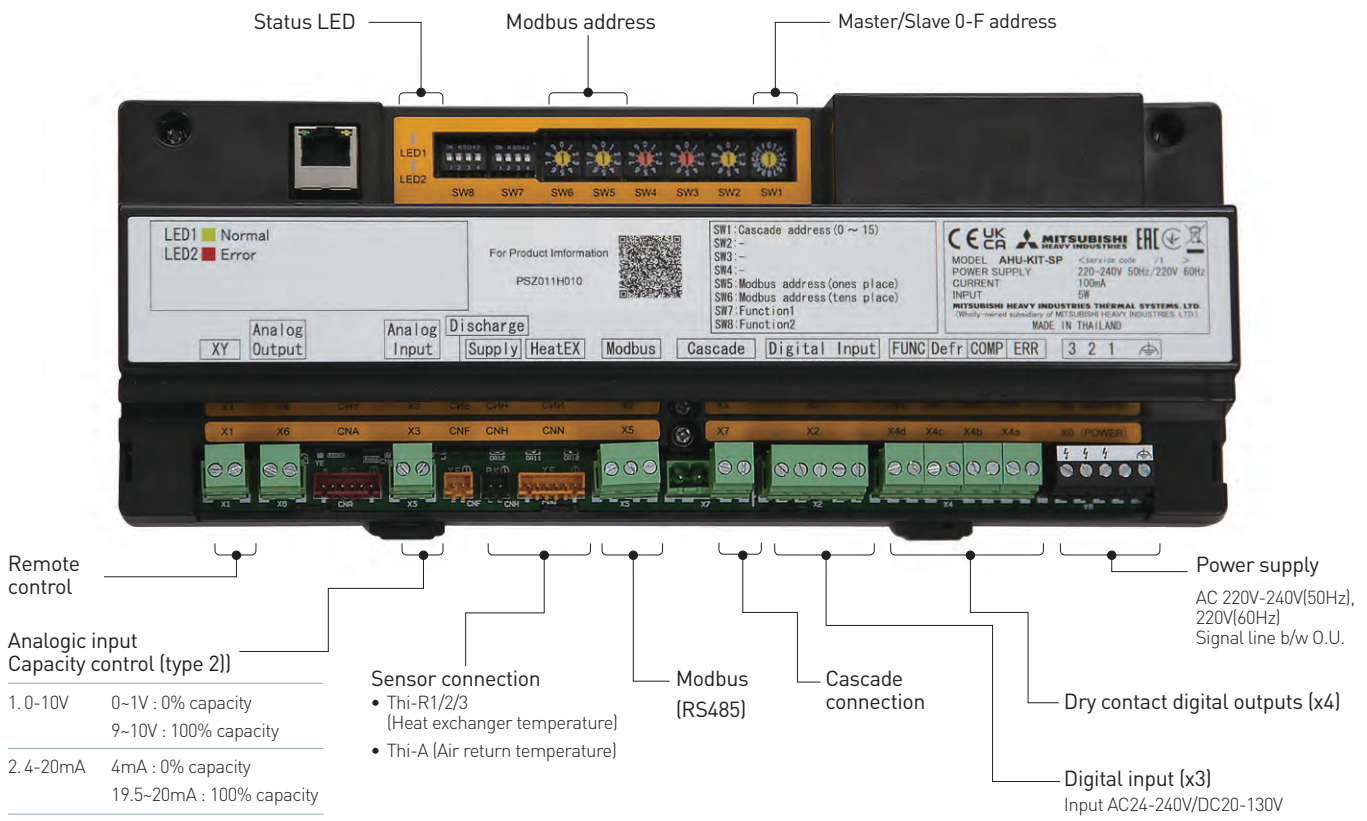
AHU-KIT-SP2

The AHU controller for the air handling units works as an interface between MHI's commercial outdoor units and the air handling unit.

- Compact interface for RAC and PAC outdoor units.
- Capacity control via 0-10V / 4-20 mA signal.
- 3 digital input signals, and 4 output digital signals.
- Modbus connection (RS485).
- Cascade control for up to 16 units.
- Inlet air temperature control.



MAIN COMPONENTS



MAIN FEATURES

Model		AHU-KIT-SP2
Dimensions (LxDxH)		290x57x109.5 mm
External input	Capacity control	○ 0-10V DC, 4-20mA(0-100%)
	Cooling/Heating	○
	On/Off operation	○
	Emergency stop	○
External output	Comp On/Off	○
	Active/Stop	○
	Defrost On/Off	○
	Cooling/Heating mode	○
	Error	○
Modbus (RS-485)		○
Cascade control		○ Max 16
Safety standard		EN60335-1

COMPATIBILITY

Capacity	R32
Small	SRC 40 ZSX-W1/SRC 50/60 ZSX-W3 FDC 71 VNX-W
	FDC 100/125/140 VNX-W
Medium	FDC 100/125/140 VSX-W
	FDC 100/125/140 VNA-W
	FDC 100/125/140 VSA-W
Large	FDC 200/250/280 VSA-W

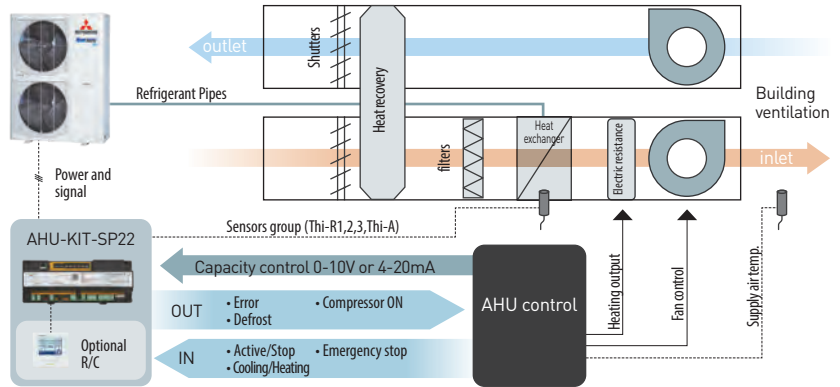
AIR HANDLING UNIT INTERFACE

SYSTEM EXAMPLES

GENERAL AHU

1. 0-10V/4-20mA capacity control
2. Various I/O for better control
3. Optional command

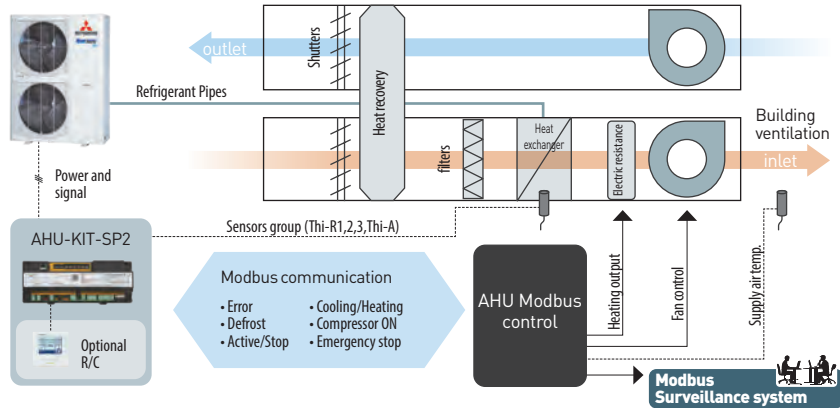
Compatible with standard AHU controllers on the market.
Wide flexibility.



MODBUS AHU

1. Modbus connection
2. Same control as the external I / O
3. Optional command

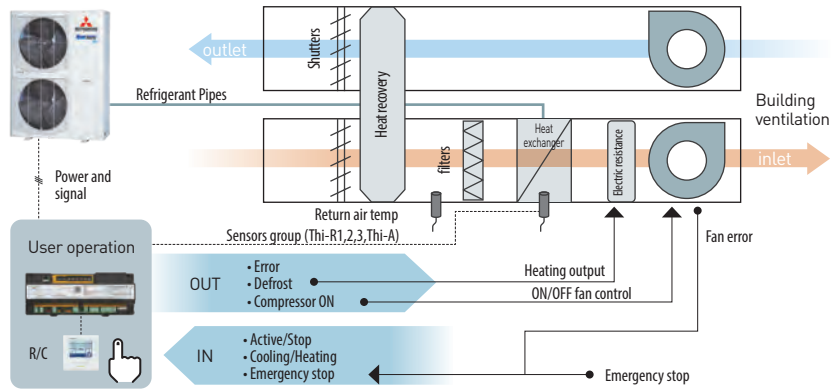
BMS connectivity without any additional device.



SIMPLE AHU

1. Connecting the remote control
2. Adequate external input / output

Simple autonomous management of the AHU through the temperature control set by RC.



AHU GREAT CAPACITY

Cascade control offers a wide range of AHU capabilities with a smaller volume.
Multiple outdoor units increase the reliability and efficiency of the system.

