

**INDOOR UNITS**


# DUCTED LOW STATIC PRESSURE




- **7 capacities**  
(1.50~7.10 kW)
- Ideal for applications in hotels, hospitals and small offices
- Optional filter kit: UT-FL1EF (FDUT 15~36);  
UT-FL2EF (FDUT 45~56); UT-FL3EF (FDUT 71)
- Ducting flange: UT-SAT1EF (FDUT 15~36);  
UT-SAT2EF (FDUT 45~56); UT-SAT3EF (FDUT 71)
- "Human sensor": LB-KIT2

FDUT 15~71 KXE6F-E

COMPACT SIZE



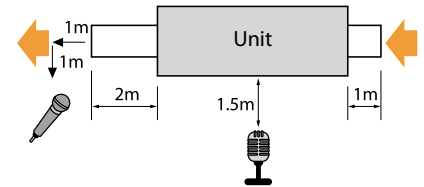
models FDUT 15, 22, 28, 36 KXE6F-E



models FDUT 45, 56 KXE6F-E

VERY QUIET OPERATION

Extremely quiet: only 22 dB(A) for models from 1.50~2.80 kW.



Model		FDUT 15 KXE6F-E	FDUT 22 KXE6F-E	FDUT 28 KXE6F-E	FDUT 36 KXE6F-E	FDUT 45 KXE6F-E	FDUT 56 KXE6F-E	FDUT 71 KXE6F-E
Rated capacity (Cooling)	kW	1.50	2.20	2.80	Rear view			7.10
Rated capacity (Heating)	kW	1.70	2.50	3.20	4.00	5.00	6.00	8.00
Power supply		220-240V~ 50Hz						
Power input (Cooling)	kW	0.06 - 0.06	0.07 - 0.07	0.07 - 0.07	0.07 - 0.07	0.08 - 0.08	0.08 - 0.08	0.08 - 0.08
Power input (Heating)	kW	0.06 - 0.06	0.07 - 0.07	0.07 - 0.07	0.07 - 0.07	0.08 - 0.08	0.08 - 0.08	0.07 - 0.07
Rated current (Cooling)	A	0.27 - 0.27	0.28 - 0.25	0.28 - 0.25	0.32 - 0.29	0.36 - 0.33	0.38 - 0.35	0.42 - 0.42
Rated current (Heating)	A	0.27 - 0.27	0.29 - 0.25	0.29 - 0.25	0.33 - 0.28	0.34 - 0.32	0.35 - 0.33	0.46 - 0.46
Sound pressure level	dB(A)	Hi 28 Me 26 Lo 22			Hi 33 Me 30 Lo 26	Hi 34 Me 32 Lo 28	Hi 35 Me 33 Lo 30	Hi 35 Me 31 Lo 28
Sound power level	dB(A)	52			57	58	59	
External dimensions (HxLxD)	mm	200 x 750 x 500			22	200 x 950 x 500		220 x 1150 x 565
Net weight	kg	21				25	31	
Refrigerant circuit/Heat exchanger		Finned and internally grooved pipes						
Refrigerant control		Electronic expansion valve						
Air treatment/fan type & quantity		Centrifugal fan x 2						Centrifugal fan x 4
Motor	W	14			38			100
Starting method		Direct. in line						
Air flow (standard)	m³/h	Hi 360 Me 300 Lo 240	Hi 450 Me 360 Lo 300		Hi 510 Me 420 Lo 330	Hi 690 Me 540 Lo 420	Hi 750 Me 540 Lo 432	Hi 960 Me 780 Lo 570
Static pressure	Pa	St. 10 Max 35						St. 10 Max 50
Fresh air inlet		Not possible						
Air filter & quantity		UT-FL1EF (Optional)			UT-FL2EF (Optional)			UT-FL3EF (Optional)
Shock & vibration absorption		Rubber vibration absorber (for fan motor)						
Thermal & acoustic insulation		Polyurethane foam						
Control devices		Optional Wired control RC-E5; optional RCH-E3; optional RCN-KIT4-E2; optional RC-EX3						
Ambient temperature control		Electronically-controlled thermostat						
Safety devices		Overvoltage protection for the fan motor; Anti-frost protection thermostat						
Refrigerant pipings' diameter	mm (in)	Gas side ø9.52 (3/8")			Liquid side ø6.35 (1/4")		Gas side ø12.7 (1/2")	Liquid side ø9.52 (3/8") Gas side ø15.88 (5/8")
Joining method		flare						
Refrigerant		R410A						
Drain pump		Built-in						
Condensate drain		Can be connected with VP25						
Piping insulation		Necessary (on both sides. Liquid & Gas)						
Accessories		Assembly kit. UT-SAT1EF (Flange)			Assembly kit. UT-SAT2EF (Flange)			Assembly kit. UT-SAT3EF (Flange)