

KXZR2 heat recovery

CONNECTIONS

SIGNAL LINE

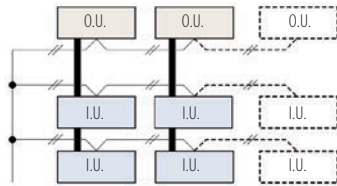
The signal line that connects the outdoor unit to the indoor units is 5 VDC and uses 2 non-polarised conductors marked A1 and B1. For the signal line with 2 conductors, use shielded cables measuring 0.75 or 1.50 mm². Earth the shield on all the indoor and outdoor units.

	0.75 mm ²	1.50 mm ²
~1000 mm	YES	YES
1000~1500 mm	YES	NO

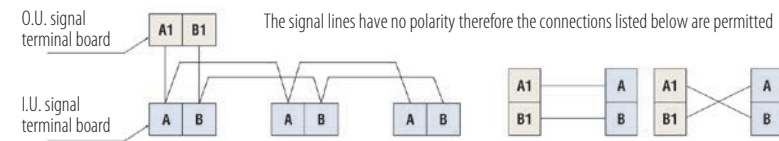
If using combined outdoor units, connect:

- The signal line between indoor and outdoor units, and the signal line between outdoor units that belong to the same refrigerant line, to A1 and B1;
- The signal line between outdoor units belonging to a different refrigerant line to A2 and B2.

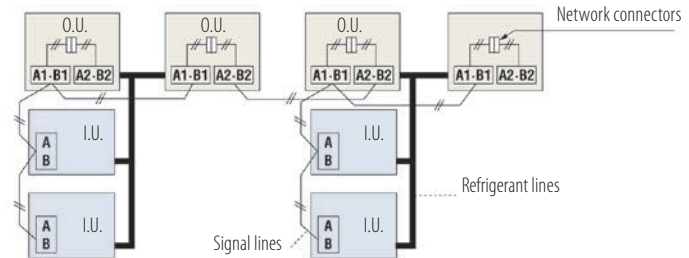
CAUTION: star connections on the signal lines are not permitted.



Single outdoor unit



Combined outdoor units

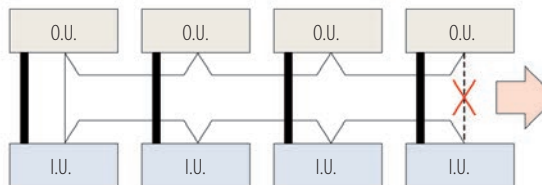


The maximum number of indoor units that can be connected to a signal line is 128, and it is possible to create groups of outdoor and/or indoor units connected to the same outdoor unit or to separate outdoor units, as long as they are connected to the same signal line. The signal line can also be connected by adopting the method described below (multiple connectors).

WIRED REMOTE CONTROL

The specifications for the connection between the wired remote control and the indoor units (XY connection) are 0.5 mm² x 2 wires. The maximum permitted length is 600 m. If the length exceeds 100 m, refer to the table.

Length (m)	Type of cables
100~200	0.5 mm ² x 2 wires
~300	0.75 mm ² x 2 wires
~400	1.50 mm ² x 2 wires
~600	2.0 mm ² x 2 wires



A loop cannot be formed with the signal, therefore the section of the connection indicated with is not permitted

Low noise flow divider

PFD 1124-E, PFD 1804-E, PFD 2804-E, PFD 1124X4-E

Designed and manufactured at Mitsubishi Heavy Industries specialist research laboratories, the PFD flow divider enables all indoor units to be integrated into an air conditioning network, to switch from cooling mode to heating mode, or vice versa, while the whole system remains operational, thus preventing unnecessary power on and power off cycles. By using the optional extension cable for the PFD box, equipped with a connector, it is possible to further separate the PFD box from the indoor unit. This enables a reduction in sound level caused by the PDF box and the flow of refrigerant.



4-outlet PFD



Relay kit